



Doors

### OTHER OPTIONS AVAILABLE FOR FIBERGLASS HOUSE-TYPE DOORS



◀ Chrome Lockset

Keyed Chrome Deadbolt Lockset ▶



◀ Chrome Lockset and Deadbolt- Keyed-Alike




◀ Bright Brass Keyed Deadbolt


Bright Brass Lockset ▶



◀ Chrome or Bright Brass Viewer/ Peephole Only Installed



▲ Bright Brass Lockset and Deadbolt Keyed-Alike




▲ Chrome or Bright Brass Knocker/Viewer Installed


#### Other Options available include-

- \*LVL Wood Jamb Sets for 6" Wall Depth
- \*Other Inside Core Door Colors- Off-White, Light Tan, Dark Brown
- \*Other Outside Core Door Colors- Off-White, Light Tan

### ▼ FIBERGLASS HOUSE-TYPE DOOR COMPONENTS



◀ **84249- 80"** Core Molding for Combination In-Swing Door- Hinged Side



◀ **84250- 80"** Core Molding for Combination In-Swing Door- Lock Side



◀ **84245- 80"** Grey Blind-Stop Weather Strip- Rubber


**84240- 80"** Blind-Stop Piece ▶

\*Attaches to inside jamb with screws- Steel with white finish. This is what keeps your core door from swinging out too far.



◀ **84083** Door Knocker/ Viewer Only- Brass

### ▼ STORM DOOR HARDWARE



◀ **84085-** Storm Door Closer/ Cylinder Only



◀ **84096** Storm Door Handle/ Latch Only


#### Complete Storm Door Hardware Kit

\*Includes Door Hardware, Closer, Door Spring and Chain

**84090- Black**  
**84090-W- White**



▲ **84082-** Door Peephole Only- Brass



**84083-C** Door Knocker/ Viewer Only- Chrome ▶

**84089** Storm Door Spring/ Chain Only ▲

For Storm Door Window Components see page xx

For locksets, see page 16.  
For sealants, see page 80.  
For screws and fasteners, see page 82.

