





STEEL SIDING AND REPAIR ITEMS

3' x 8' Steel Vertical Panel



Actual coverage when installed- 32 1/2" x 96"
48078- White 48048- Light Stone




A closer view of the wood grain embossment.



▲ **48011- Aluminum Drip Rail- 14' Length**
*Sturdy, fabricated drip rail. Beaded, mill finish.

▼ **Steel Top Trim / Cap 10' Length.**
Used on top edge or bottom portion of home.
2 1/4" tall.




- 48021- Earth Brown**
- 48041- Light Stone**
- 48051- Dark Grey**
- 48071- White**
- 48081- Black**

▼ Steel "J" Channel



10' Length- 1 1/2" Tall.
Commonly used for wainscoting.
48042- Light Stone
48072- White

▼ Steel Outside Corner



9' Length.
3 1/4" Wide
48024- Earth Brown
48074- White

The following colors are available by special request: Light Stone, Sage, Tan, Confederate Gray, Cocoa Brown, Charcoal Bronze, Barn Red, English Ivy Green, Black, Welwood Pewter, Welwood Oak, and Welwood Sage

▼ Steel Mini-Gutter Rails- 2" Deep ▼

*For when those little-bitty drip rails just don't cut the mustard.
Down-sized to be a perfect fit for manufactured homes.




99105-B- 12' Length- Earth Brown



99105-C 12' Length- Cream



99105-G- 10' Length- Galvanized Steel



▲ **48012- Large Drip Rail- 18' Length *1 1/2" Tall Back Flange, 7/8" Wide Channel, 5/8" Tall Front Wall**

Exterior Refurb

For caulking and sealants, see Page 80.
For fasteners, see page 82.

