

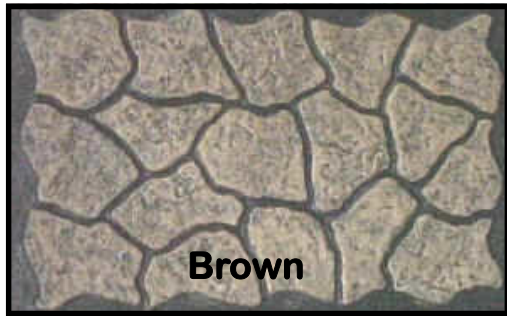


ARTIFICIAL ROCK SKIRTING




▼ ABS Plastic K-Rock Panels

*May be installed end to end or overlapped for a "seamless" look. One 48" x 60" panel may be cut in half and used as (2) 24"x 60" panels or (2) 30"x 48" panels. Cut with tin snips, carpet knife, or fine tooth saw blade. Requires ventilation. Easy to bend around corners using heat gun or torch. Bracing should be installed behind panels over 48" tall. Screws must be used to attach panels where overlapped. You may add insulation in colder climates.



Brown

49050- 32" x 60" 49051- 36" x 60"
49052- 48" x 60"



Gray

49060- 32" x 60" 49061- 36" x 60"
49062- 48" x 60"




Sandstone


49070- 32" x 60" 49071- 36" x 60"
49072- 48" x 60"



◀ **49054**
Universal Vent Insert-Black



◀ **49074**
Universal Vent Insert-Sandstone



◀ **K-Rok Access Door**
*32" Wide x 36" Tall- Includes simple lever lockset with two keys. Wood framed- Use for easier access to plumbing and storage.
49053- Brown
49063- Gray
49073- Sandstone

Vent inserts measure 16" x 8". Fitted with screen. Inserts over a pre-cut hole in a panel. We recommend using at least one vent every 10'. Use at least screws for each vent.

For screws and ground spikes, see page 82. For steel trim see page 76.

Exterior Refurb

For a usage chart, see page 74.

