

Racking/Alignment Brackets

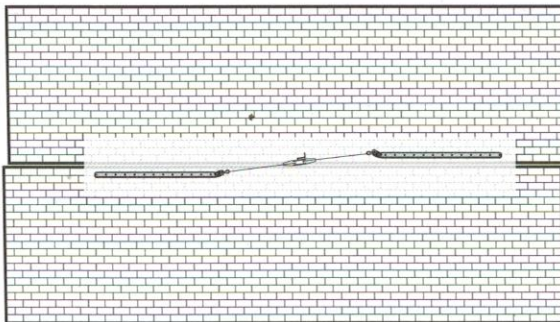
Part #59366

Make alignment of problem roofs easier.


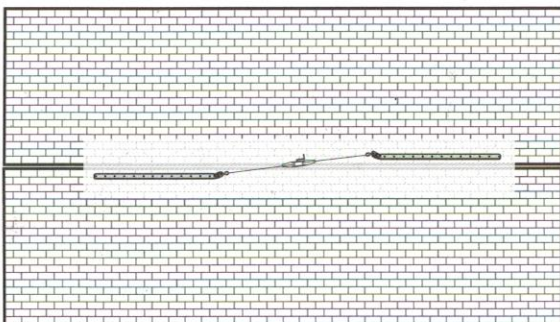
Eliminate popped seams from lifting on corners of the home.

Thick galvanized steel for years of service.

One person operations saves time and money.



Place the Racking Brackets approximately 3 feet apart making sure the loops are facing each other.



Attach come-a-long to the eyelets of the opposing Racking Brackets. Slowly tighten until the two halves come into alignment.

TIE DOWN ENGINEERING • 255 Villanova Drive SW • Atlanta, GA 30336
www.tiedown.com (404) 344-0000 Fax (404) 349-0401



083110.D1126