


4SNP  
FOLD-OUT  
#20444  
#30911



## SPECIFICS

4 tread step attached to frame

37" L x 36" W x 32" T

No platform

Handrails can be attached to both or either side

Bolt kit includes: 4 short bolts, 4 long bolts, 8 nuts, 4 spacers

Some assembly required

Ships by LTL freight truck

# INSTRUCTIONS FOR ASSEMBLY



## STEP ONE

Flip step upside down.



## STEP TWO


Raise side braces.





### STEP THREE

Bolt on back braces.




### STEP FOUR

Bolt side braces to back brace. Tighten all bolts.



### STEP FIVE

Flip step upright.



### STEP SIX

Choose side for handrail (can go on either side). Starting at top of step, place long bolts through both outside holes at bottom of handrail pushing in towards step, add spacers and slide through each hole on step, secure with nut. Repeat for bottom of step. Tighten all bolts.